



Suorin Shine
User Manual

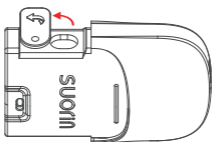
**Please read this manual
carefully before use.**



Specifications

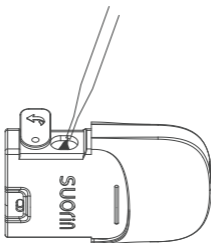
Coil Resistance	1.0Ω
Cartridge Capacity	2ml
Max Output Current	4A
Max Output Wattage	15W
Charging Current	700mA
Battery Capacity	700mAh
Charging Time	40 minutes

Operation Steps



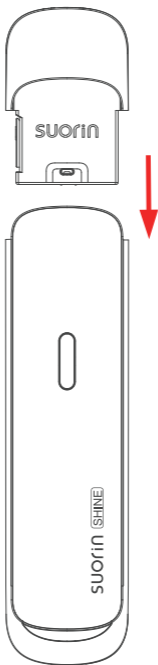
Step 1

Open the silicone plug



Step 2

Fill the e-liquid in



Step 3

How to Install Pod

After keeping it standing for about 5 minutes, it is free to use the device.

Vaping Operation

Power on/off: Press the power button for 5 times to turn the device on, the green light flashes. Press the power button for 5 times to turn the device off, the red light flashes.

Full wattage output: Enjoy full wattage vaping by pressing button.

Constant wattage output: Enjoy constant wattage vaping through inhaling directly, and no need to press button.

Battery Capacity Indicator

Capacity < 30%: Red

30% < Capacity < 70% : Blue

Capacity > 70%: Green

Notice:

When the device battery is completely drained, It will take a few minutes to see the light on when charging.

Indicator Tips

1. Indicator light flickers 5 times
The cartridge might occur short-circuit, please change the cartridge.
2. Indicator light flickers 8 times
 - a. Please check if the cartridge connects the device properly.
 - b. The cartridge might be burnt, please change the cartridge.
3. Indicator light flickers 10 times
When the hitting is more than 5 seconds, the protection circuit will shut down the

power to prevent overheating in the battery and the cartridge.

4. Red indicator light flickers 3 times.
The battery is lower, please recharge as soon as possible.

Notice

1. Let the cartridges stand up-straight for 5-8 minutes to make sure the cotton is fully saturated.
2. This product is only available for Suorin Shine cartridges.
3. Dispose of the contents/container in accordance with local laws.
4. It is not recommended for minors and non-smokers.

Troubleshooting

1. Device can not be charged.
Check the connection between the USB cable and the device.
2. The cloud is not exhaled properly.
 - a. Check the connection between the cartridge and the device.
 - b. Check the storage of E-liquid in the cartridge.
 - c. Check whether the device is powered off. If the device still does not work after checking the above items, please contact our local agent or contact us at Suorin's official website.

Safety Precautions

The safety precautions hereafter are very important, please follow:

1. Please read the user manual carefully before using this device and keep it with caution for further reference.
2. All Suorin products are prohibited to sell to minors.
3. Please keep the device and the components out of reach of children.
4. Pregnant and breastfeeding women should not use this device.
5. Those who are with hypertension, diabetes and respiratory diseases should use this product cautiously.
6. When the body, feelings, and/or mental state are not good, please use this product under the supervision, or use it after fully understanding how to use it correctly and the hazard of using it.
7. Do not use this product in places with flammable materials, liquids, or gases, and special occasions where oxygen is used.
8. Do not use this product when it is damaged, being modified, disassembled, or immersed in water.
9. Please turn the cartridge upside down on a flight or under negative pressure.
10. Do not take the device apart.
11. Notices on this user manual do not include all possible misuses.

Warranty Policy

1. The SUORIN product is guaranteed for six months warranty from the date of purchase, under normal usage conditions and following the instructions for using recommended by the manufacturer.
2. The cartridge is not included under SUORIN Warranty Terms.
3. In the event that the product needs to be replaced during valid warranty period, the replacement will be undertaken by our after-sales technicians providing that: the product has not been subjected to shock, immersion through misuse or other improper handling of the products; the product has not been repaired in any way by any after-sales service other than that of our distributor/agent/shop or been interfered with by any person who is not authorized or approved by the seller; the product has not been modified in any way from its original condition.
4. For any service query, please contact us at info@suorin.com

Shenzhen Youme Information Technology Co., Ltd.

E-mail:info@suorin.com

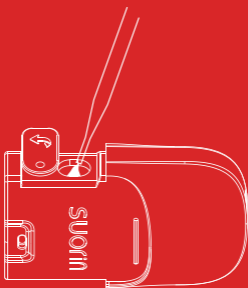
www.suorin.com

Add:Qianhai Complex A201, Qianwan Road 1, Qianhai
Shenzhen-Hong Kong Cooperation Zone, Shenzhen.





CAUTION



- ⦿ Please let the cartridge stand for 5 minutes after filling e-liquid. Make sure the cotton is fully saturated.
- ⦿ It is recommended to change a new coil after filling e-liquid for 5 times.