




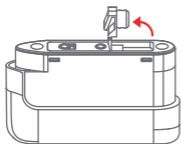
**Suorin Air Plus**  
User Manual



## Parameters

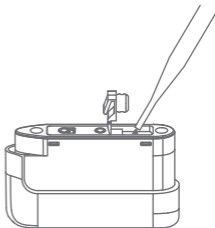
Coil Resistance	0.7 $\Omega$ (recomend:nicotine salt ) 1.0 $\Omega$ (recomend: regular e-liquid )
Cartridge Capacity	3.5ml
Working Voltage	3.3-4.2V
Max output Current	6.0A
Max Output	22W
Charging Current	1.0A
Battery Capacity	930mAh(3.44Wh)
Material	Aluminum

## E-liquid injection



### Step 1

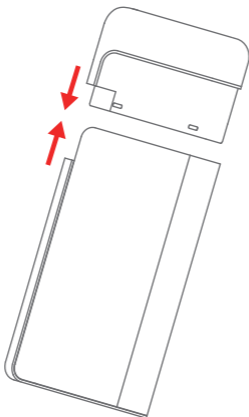
Pull out rubber part



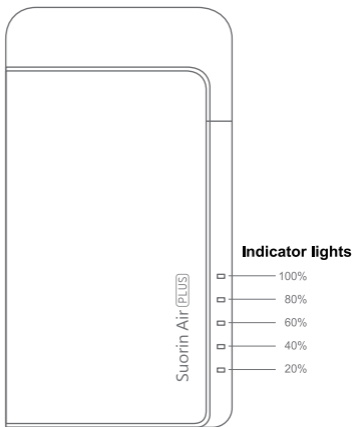
### Step 2

Inject e-liquid through the hole

## Installation



## Battery capacity indicator



## Indicator Light meter

### 1 Light on

Capacity < 20%

### 2 Lights on

20% < Capacity < 40%

### 3 Lights on

40% < Capacity < 60%

### 4 Lights on

60% < Capacity < 80%

### 5 Lights on

Capacity > 80%

### Note:

1. Only 1 Light flickers 3 times means low battery status.
2. 5 indicators light up constantly means fully charged.

## Instructions

1. When first using a new atomizer, please wait for 5-8 minutes after adding E-liquid to make sure the cotton is fully wet by juice.
2. When the light flickers, this indicates low power and that the battery should be recharged as soon as possible.

## Indicator Tips

1. Indicator light flickers 5 times  
The pod might accrue short-circuit, the cartridge might be burnt, please change the cartridge.
2. Indicator light flickers 8 times
  - a. Please check if the cartridge connects the pod properly.
  - b. The cartridge might be burnt, please change the cartridge.
3. Indicator light flickers 10 times  
When the hitting is more than 5 seconds, the protection circuit will shut down the power to prevent overheating in the battery and the cartridge.

## Troubleshooting

1. If atomizer cannot be charged: Check whether the USB cord is connected with the port.
2. Smoke exhaust is not emitted normally:
  - a. Check whether the atomizer's battery is fully connected.
  - b. Check the atomizer's E-liquid levels.
  - c. Check whether the product is powered off. If so, please charge as soon as possible. If the product still does not work, please contact our local agents or ask for customer service at Suorin official website.

## **Safety Precautions**

**The safety precautions hereafter are very important, please follow:**

- a. Please read the instruction manual carefully before using the product and keep it for reference.
- b. Minors are not allowed to purchase or use the product.
- c. Please stay away from pregnant and lactating women when using the product.
- d. It is suggested that people with high blood pressure, diabetes and respiratory diseases should not use the product.
- e. Do not use the product in places with flammable materials, liquids or gases, or in special occasions where oxygen is in use.
- f. Do not use the product if it is damaged, being modified, disassembled, immersed in water, or it is possible that the product is under the above conditions.
- g. When your physical situation, feelings or mental state are not in good condition, please use this product under supervision or with good understanding of proper use method and perniciousness.
- h. Turn the cartridge upside down when traveling by plane or under negative pressure.
- i. Do not disassemble the product.
- j. The precautions and safety instructions described in the instructions do not cover all possible accidents.

**Shenzhen Youme Information Technology Co.,Ltd.**

E-mail:[info@suorin.com](mailto:info@suorin.com)

[www.suorin.com](http://www.suorin.com)

Add:Qianhai Complex A201, Qianwan Road 1, Qianhai Shenzhen-Hong Kong  
Cooperation Zone, Shenzhen.